

Chudleigh Neighbourhood Development Plan Community Survey Report

October 2017

Martin Parkes

Telephone: 01392 248919

Email: mparkes@devoncommunities.org.uk

www.devoncommunities.org.uk

Catalyst, Devon Communities Together,
First Floor, 3&4 Cranmere Court, Lustleigh Close
Matford Business Park, Exeter. EX2 8PW



Devon Communities Together is the operating name for Community Council of Devon, a registered charity (no. 1074047), company registered in England and Wales (no.3694095) registered office as above. VAT registered (no. 942 0496 27).

**THIS DOCUMENT IS AVAILABLE IN LARGE PRINT
FORMAT UPON REQUEST.**

**PLEASE PHONE 01392 248919 TO REQUEST A
COPY.**

Contents

Introduction	2
Key Findings	3
Survey Responses and Analysis	5
Appendix A	16
Appendix B	17

Introduction

- 1.1 Chudleigh Town Council is developing a Neighbourhood Development Plan. The creation of a Neighbourhood Development Plan requires that everybody within the parish has opportunity to engage with the process.
- 1.2 To support Chudleigh Neighbourhood Development Plan Steering Group with this process, they engaged the services of Catalyst.

Catalyst and Devon Communities Together

- 1.3 Catalyst is the in-house consultancy service provided by Devon Communities Together¹. Catalyst and Devon Communities Together have provided support to over 50 Town and Parish Councils, and neighbourhood plan steering groups working on Neighbourhood Development Plans across Devon.

Methodology

- 1.4 The Chudleigh Neighbourhood Development Plan steering group worked with Catalyst to develop a survey to gather evidence around the key areas of their emerging Plan. Previous community engagement had identified key areas of importance to local residents and the survey was an opportunity to gather more specific information about these topics.
- 1.5 The survey was designed to allow everybody within a household to respond and was made available online as well. Printed surveys were delivered to every household within the parish of Chudleigh and respondents were asked to return completed forms to the Town Council office.
- 1.6 In total 873 people completed the survey, 685 people on 381 paper forms, and 188 people online.

¹ <https://www.devoncommunities.org.uk/>

Key Findings

- 2.1 The Chudleigh Neighbourhood Development Plan Steering Group have identified six objectives for the Plan. These relate to:
- Housing
 - Employment and the Local Economy
 - The Natural Environment and Landscape Setting
 - Indoor Community Facilities
 - Outdoor Community Facilities
 - The Town Centre and Conservation Area

The key findings from the survey have been categorised under these objectives.

- 2.2 Within the key findings the phrase '**significant majority**' has been used when more than 80% of respondents to a question selected a specific option. The phrase '**majority**' has been used when more the 50% of respondents to a question have chosen an option.

Housing

- 2.3 A significant majority of respondents thought it important that new housing development had sufficient off-street parking, a village atmosphere and were designed in an environmentally friendly manner. A majority of respondents thought design in keeping with traditional styles elsewhere in the town, and built-in swift bricks and bat roosts were also important.
- 2.4 The majority of respondents looking to move within the next five years would like to remain within the parish. The most common reasons were respondents looking to downsize or requiring more space.

Employment and the Local Economy

- 2.5 A majority of respondents thought current employment sites should be protected from 'change of use'.
- 2.6 51 respondents were expecting to start or expand a business within the parish within the next 5 years. Most were planning to work from home. There was a small requirement for office space, and both small and large workshops.

The Natural Environment and Landscape Setting

- 2.7 A majority of respondents visit the surrounding countryside on foot or bike often or very often. Cycle routes linking Chudleigh to neighbouring communities and environmentally friendly walks around Chudleigh were two of the most popular priorities for additional funding from the Town Council.
- 2.8 Furthermore, more varied wildlife habitats in and around the town was the fifth highest priority (of ten options) for additional funding from the Town Council.

Indoor Community Facilities

- 2.9 Of those that take part in sport and exercise, a majority of respondents travel outside the parish to take part in their preferred activity. Of those activities that could be catered for by an indoor community facility the most common were: swimming, gym and yoga.
- 2.10 Indoor sports facilities provided by a sports hall was the fourth highest priority for additional funding from the Town Council.

Outdoor Community Facilities

- 2.11 Cycling and walking were two of the most common sport or exercise activities respondents leave the parish to take part in. Improvements to the footpath and cycle network were identified as high priorities.
- 2.12 Additional outdoor sports facilities were considered a low priority for additional Town Council funding, seventh of ten options.

The Town Centre and Conservation Area

- 2.13 A significant majority of respondents often visited the town centre on foot or bike. Correspondingly a majority of respondents considered additional parking less important or not important at all for attracting them to use the Town Centre more. Safe, direct cycle and footpaths into the town centre were considered by respondents to be the highest priority for additional funding from the Town Council.
- 2.14 A smarter town centre and a wider range of shops were the two most important improvement to attract respondents to use the town centre more. A majority of those wanting a wider range of shops requested a butcher and baker.
- 2.15 In addition a majority of respondents considered the following to be important or very important for attracting them to use the town centre:
- Better maintained individual properties
 - Slower traffic
 - A bigger weekly market
 - More public seating
 - Wider pavements
- 2.16 The introduction of street art and a car park outside the town centre were considered not important at all by a majority of respondents.

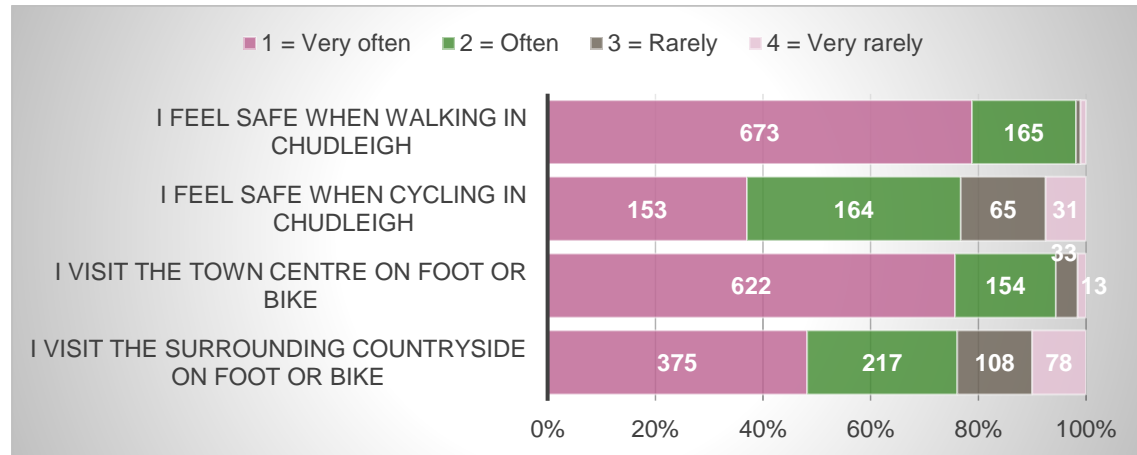
Parking

- 2.17 Whilst not identified as a specific objective for the Neighbourhood Development Plan there were many comments regarding parking. Whilst a significant majority of respondents walk or cycle to the town centre and do not consider additional parking important in encouraging them to use the town centre more; residential parking was mentioned regularly as an issue. This is further reflected in the need for off-street parking being considered the highest importance for new build properties.

Survey Responses and Analysis

1. We are interested to know residents' experiences when moving in and around Chudleigh and travelling in and out of the town. From your experience, please score each statement with either: 1=Very often, 2=Often, 3=Rarely, 4=Very rarely:

There were 860 responses to this question.

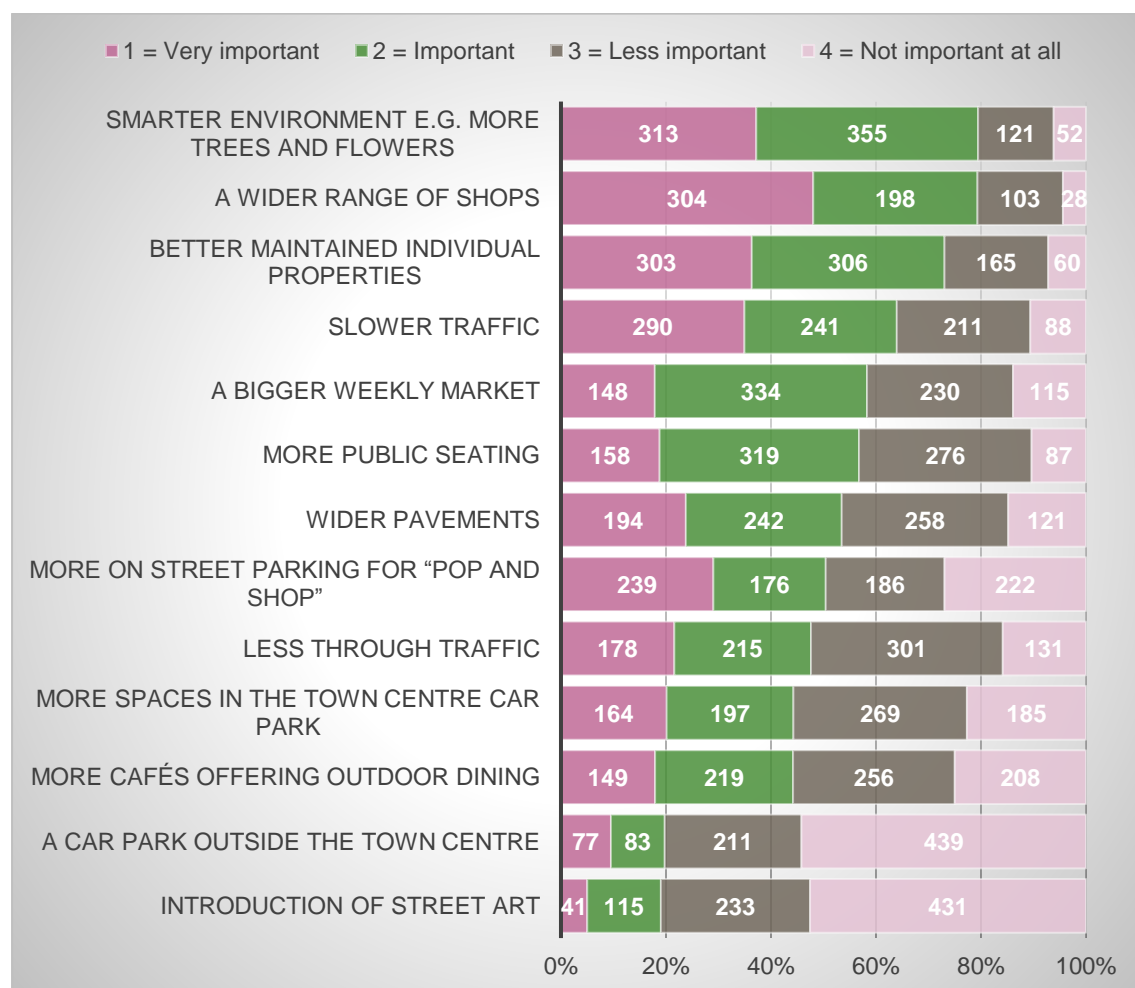


98% of respondents often or very often feel safe when walking, and 77% of respondents often or very often feel safe cycling in Chudleigh.

94% often or very often visit the town centre on foot or bike.

2. What would attract you to use the Town Centre more? For yourself, are the following: 1=Very important, 2=Important, 3=Less important, 4=Not important at all:

There were 863 responses to this question.



If respondents ticked the 'Wider Range of Shops' option, they were also asked what they thought was missing. The two most common responses were a butchers and bakery.

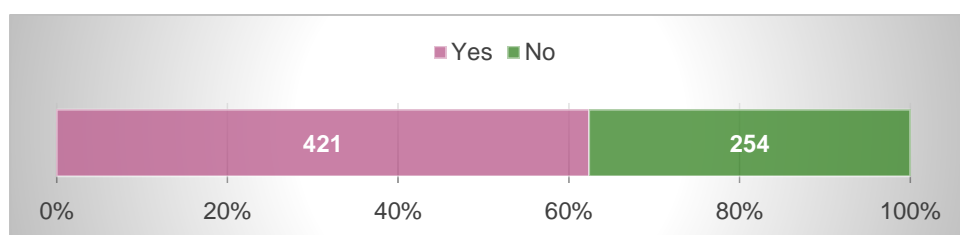
The following table includes all options that were mentioned 10 or more times. A complete list is provided in Appendix A.

Butchers	261
Bakers	209
Clothing	60
Newsagent	50
Café/Restaurant (non-specific)	42
Delicatessen	40
Indian	29
Bank	27
Shoe	21
Fishmonger	20

Pub	15
Takeaway	14
Bookshop	13
Gift shop	13
Haberdashery	13
Health food shop	13
Independent shops	10

3. Do you currently travel outside Chudleigh to take part in your preferred sport or exercise activity?

There were 849 responses to this question.



174 respondents, 21% of those answering this question, said this question was not applicable to them.

4. If you answered 'Yes', please give the name of your preferred sport or exercise activity:

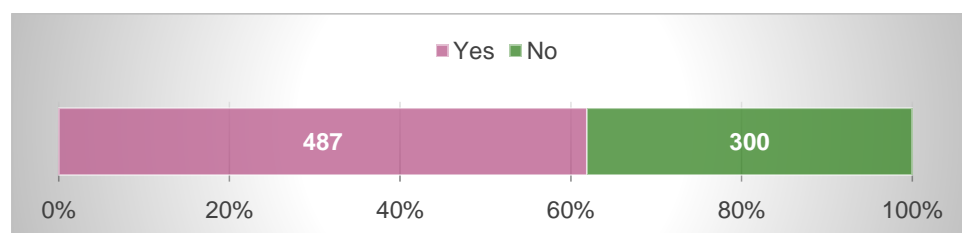
There were 420 responses to this question.

The most common responses were:

Walking	127
Swimming	54
Cycling	42
Gym	41
Football	29
Golf	28
Tennis	20
Running	14
Yoga	14

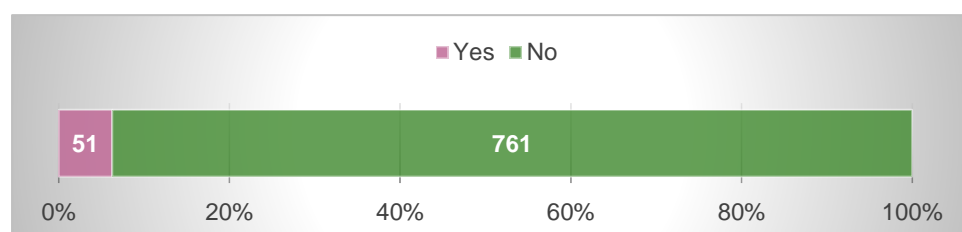
5. Should employment sites (shops, offices etc.) within the parish be protected from 'change of use'?

There were 787 responses to this question.



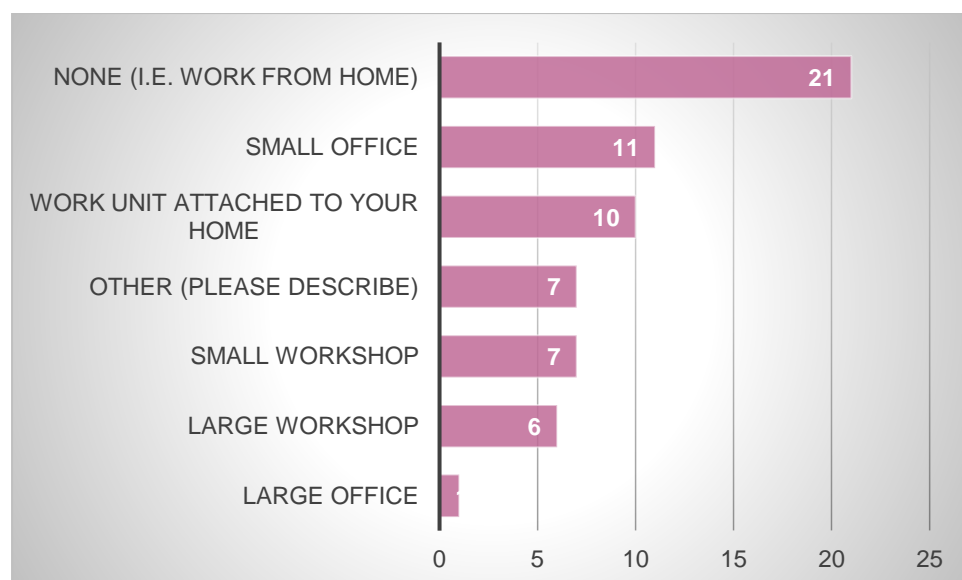
6. Are you expecting to start, or expand a business within the parish within the next 5 years?

There were 812 responses to this question.



7. If you answered 'Yes' what type and size of property you would require:

There were 51 responses to this question.

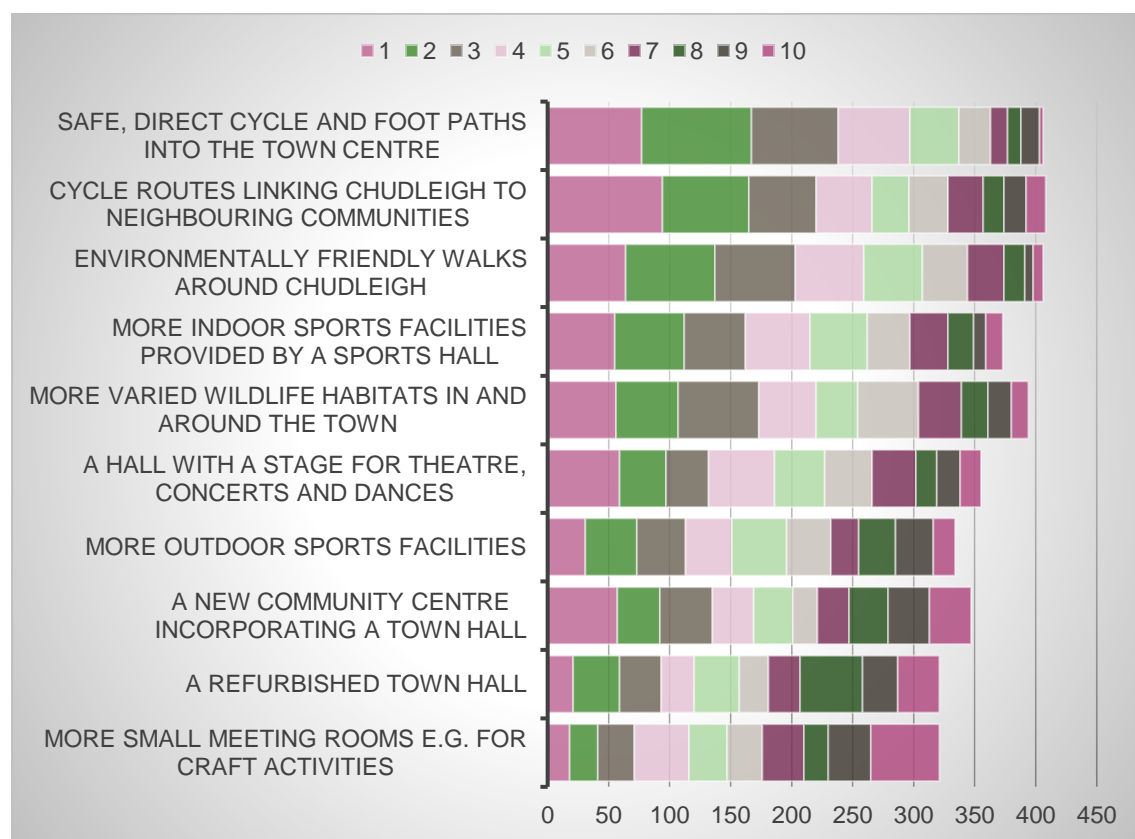


The seven 'other' responses provided were:

- Workshop/studio for CIF crafts
- Workshop for craft business
- Veterinary surgery
- Therapy room.
- N (*sic*)
- Retail space
- Large hall

8. The completion of the Neighbourhood Development Plan will result in the Town Council receiving additional funding to support the community. Please rank the following from, 1, your highest priority, 2 next highest priority etc. down to the least important. Please leave unscored any that are unimportant to you.

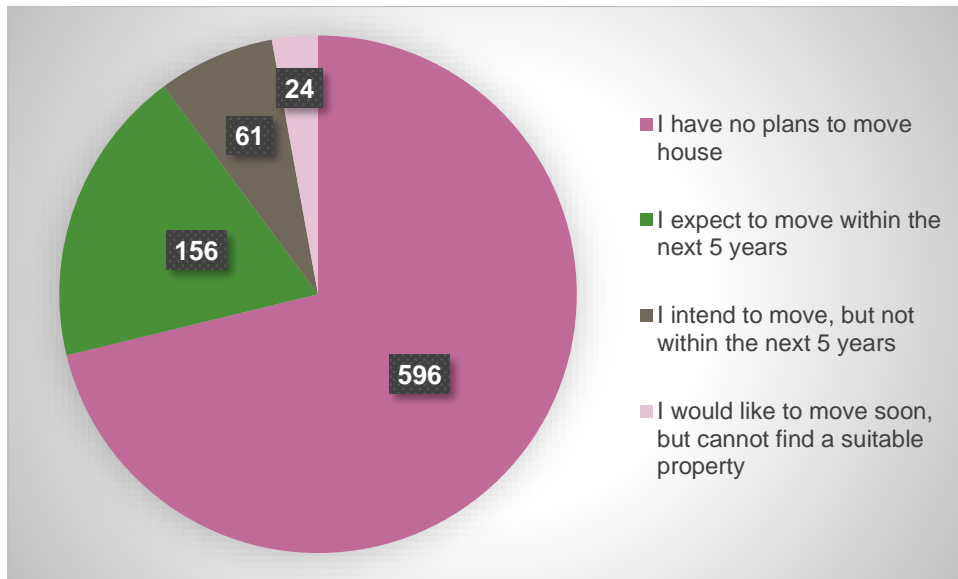
There were 548 responses to this question.



A table giving the specific numerical data in response to this question is available in Appendix B.

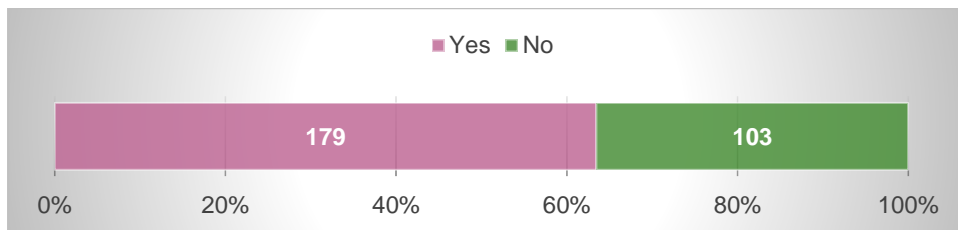
9. Please tick whichever statement applies to you:

There were 837 responses to this question.



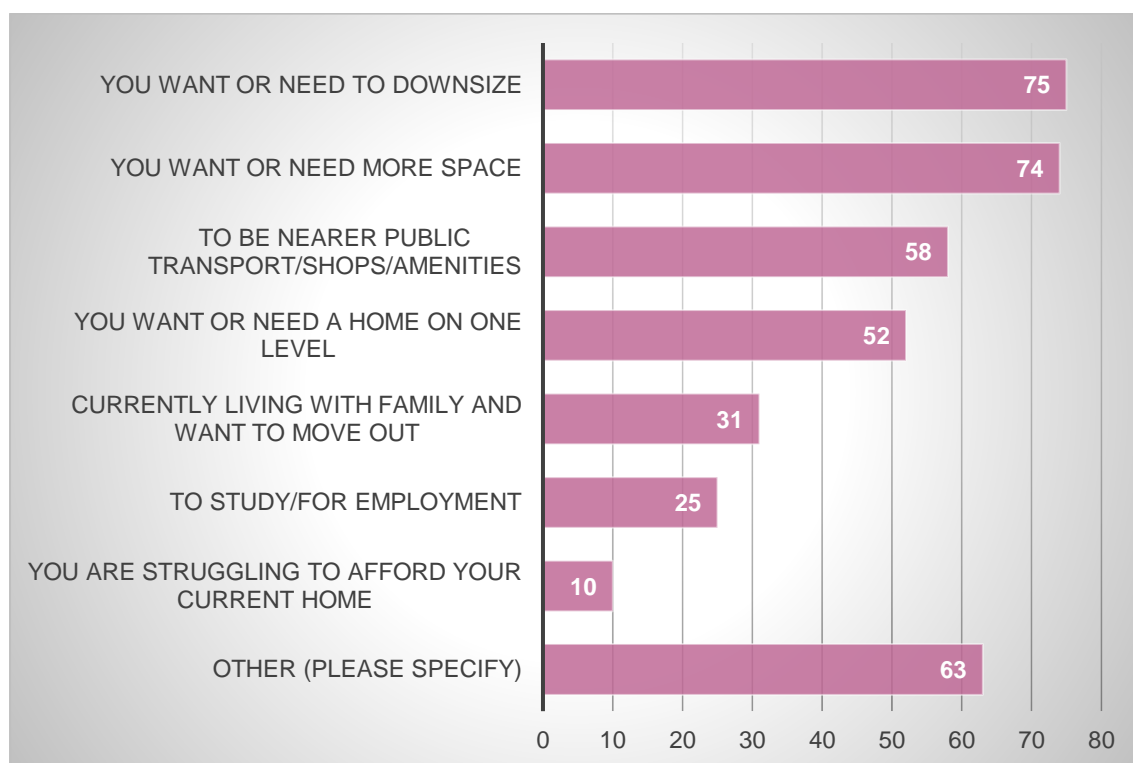
10. If you intend to move, would you choose to remain within Chudleigh Parish?

There were 282 responses to this question.



**11. If you intend to move, please indicate if it is for any of the following reasons?
(Please tick all that apply)**

There were 255 responses to this question.



Of the 63 'other' responses, the most common were:

- To be nearer family
- More car parking space
- Currently renting and wanting to buy
- Away from traffic noise, speed and congestion.

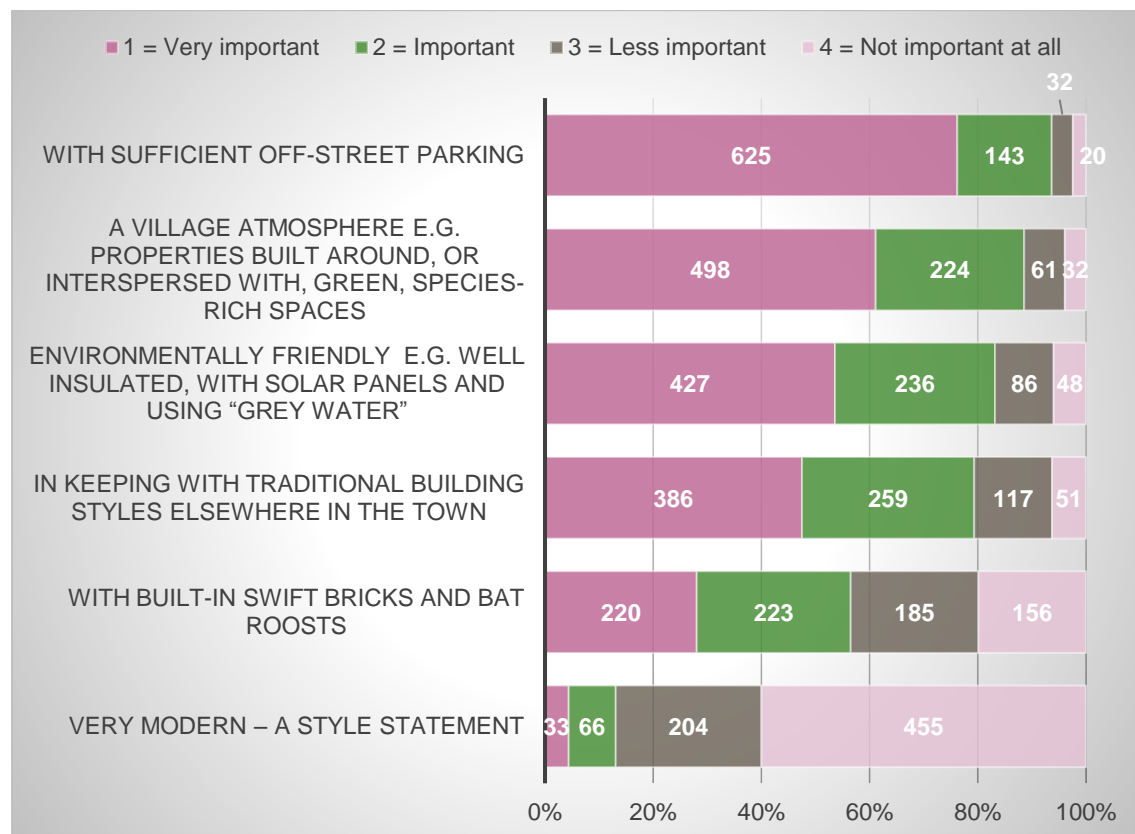
Further Housing Analysis

There were 156 respondents who expected to move within the next five years, and a further 24 who would like to move soon, but cannot find a suitable property. Of these, 99 individuals, 57% would like to remain within the parish of Chudleigh. The top three reasons were people needing more space, people wanting to downsize and people wanting to be nearer public transport/shops/amenities. The majority of people expecting to move, 46%, were approaching retirement age: 41-65.

Of those 24 who would like to move soon, but cannot find a suitable property, 19 individuals, 79%, would like to remain in Chudleigh parish. Of these, 13, 68% wanted or needed more space.

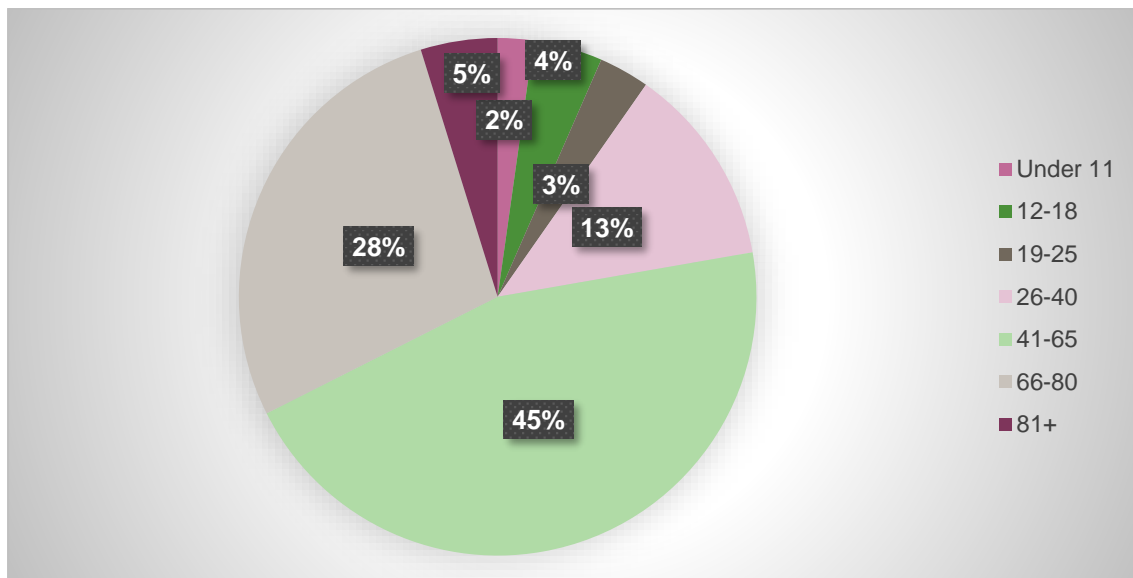
12. When considering the following design principles and ideas for future housing development within Chudleigh, please score whether you think the following are 1=Very important, 2=Important, 3=Less important, 4=Not important at all:

There were 834 responses to this question.



13. Please tick which age group you are in:

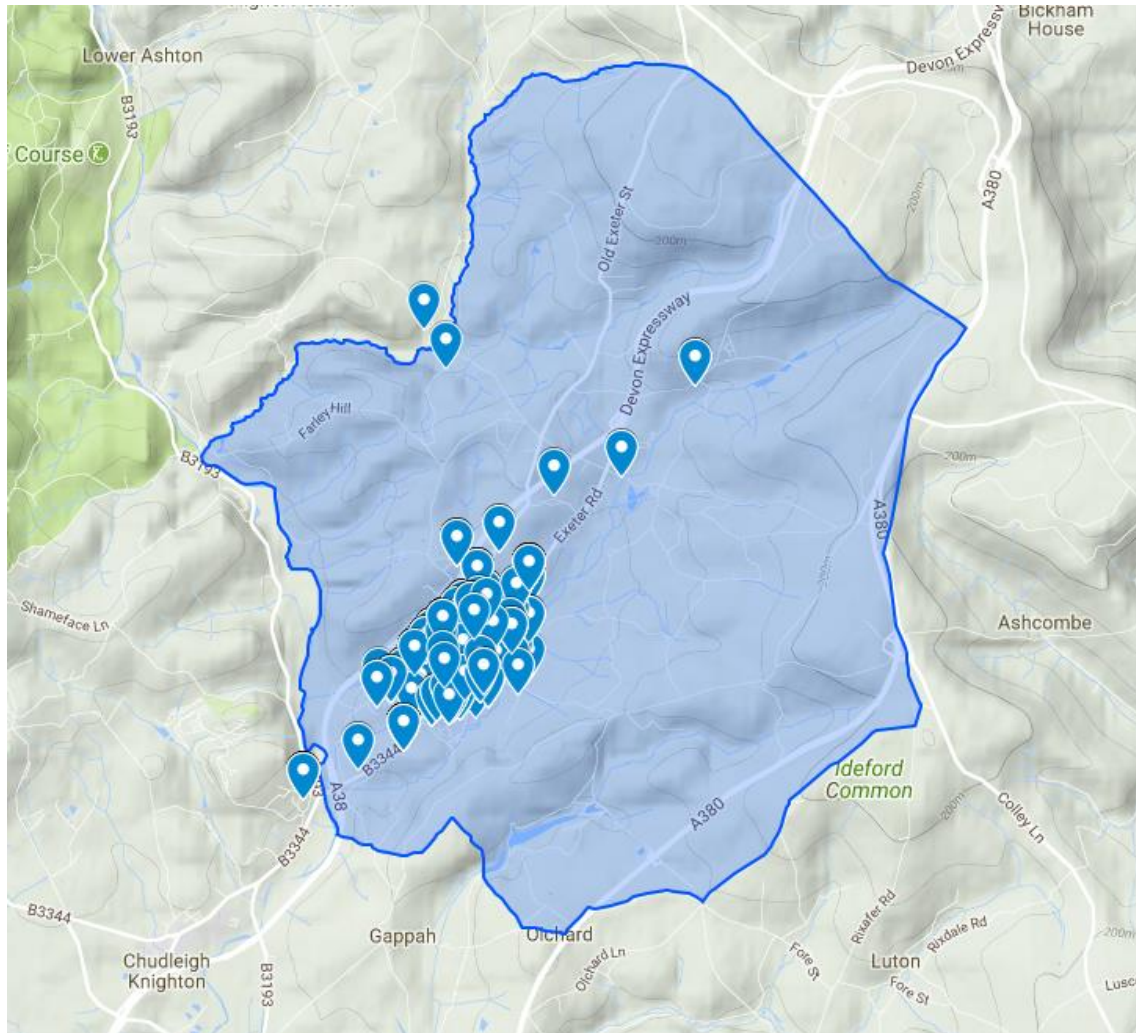
There were 854 responses to this question. The chart shows the percentage responding from each age bracket.

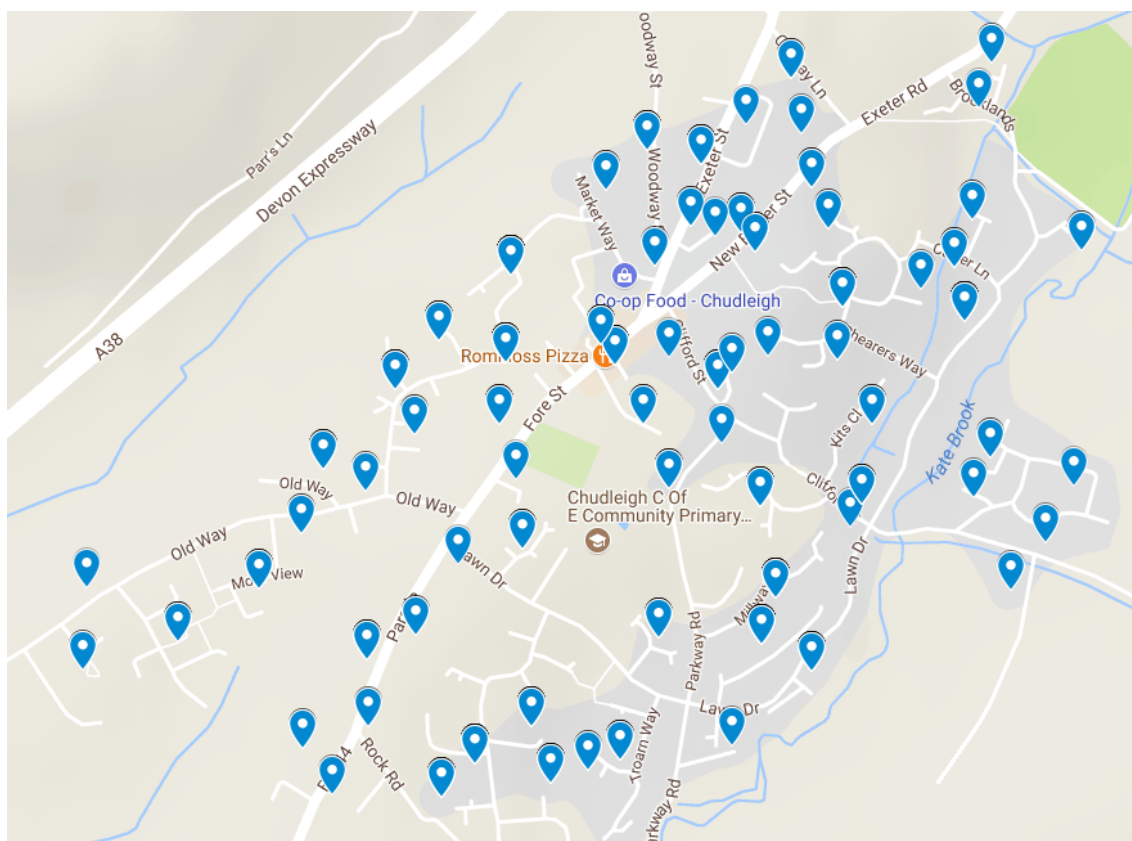


14. Please provide your household postcode to help our analysis of the responses:

There were 743 responses to this question.

Within the following maps each pin represents a given postcode and there may have been several respondents from any given postcode.





These maps show a good spread of responses are largely centred on the town with very few from the more rural areas. There is a good spread of responses from across the town centre.

15. If, after completing the survey you have any further comments, please write them below:

There were 150 comments in response to this question.

These comments covered a broad range of topics. The two most common relate to parking, particularly residential parking and pressures on local infrastructure; doctors, dentists, schools etc. due to local housing development. The complete list of comments was sent to the Neighbourhood Development Plan Steering Group.

Appendix A

261 Butchers	1 Boots
209 Bakers	1 Chinese
60 Clothing	1 Coaching
50 Newsagent	1 Costa
42 Café/Restaurant	1 Crafts/Books
40 Deli	1 Curry
29 Indian	1 Fabrics/Haberdashery
27 Bank	1 Family/dog
21 Shoe	1 Hairdresser
20 Fishmonger	1 Harveys
15 Pub	1 Homewares
14 Takeaway	1 Italian
13 Bookshop	1 Keycutters
13 Gift	1 Lloyd
13 Haberdashery	1 Optician
13 Health	1 Pie
10 Independent	1 Pottery
7 Charity	1 Run
7 Craft	1 Rydon
7 Garden	1 Sainsbury
7 Tesco	1 Sangers
6 Antique	1 Subway
6 Toy	1 Supermarket
5 Wine	Tourist Information
4 Bistro/bar	1 Centre
4 Boutique	1 Tackle
4 Florist	1 Thai
4 Stationers	1 Tights
4 Wool	1 UIDS
3 Artisan	1 Veg
3 Bike	1 Wholefood
3 Sports	1 WHSmith
2 Bar	1 Waitrose
2 Co-Op	1 Yarn
2 Coffee	
2 Electrical	
2 Hardware	
2 Lidl	
2 Outdoor	
1 Activity/sports	
1 Aldi	
1 Apple	
1 Art	
1 Bookies	
1 Bookshop/CDs/Games	

	1	2	3	4	5	6	7	8	9	10
More small meeting rooms e.g. for craft activities	18	23	30	45	31	29	34	20	35	56
A refurbished Town Hall	21	38	34	27	37	24	26	51	29	34
A new Community Centre incorporating a Town Hall	57	35	43	34	32	20	26	32	34	34
More outdoor sports facilities	31	42	40	38	45	36	23	30	31	18
A hall with a stage for theatre, concerts and dances	59	38	35	54	41	39	36	17	19	17
More varied wildlife habitats in and around the town	56	51	66	47	34	50	35	22	19	14
More indoor sports facilities provided by a sports hall	55	57	50	53	47	35	31	21	10	14
Environmentally friendly walks around Chudleigh	64	73	66	56	48	37	30	17	7	8
Cycle routes linking Chudleigh to neighbouring communities	94	71	55	46	30	32	29	17	18	16
Safe, direct cycle and foot paths into the town centre	77	90	71	59	40	26	14	11	15	3